

## Shawl Collared Cowl

Stay cozy and warm indoors or out while wearing this nicely shaped cowl. You'll learn to bring out the best of this thick/thin hand-dyed yarn avoiding pooling colors, carrying yarn up the side invisibly, mastering ribbing, garter stitch and learning shaping. Anyone who can knit and purl can make this cowl.

*Saturday, Jan 14 and 21, 1-4*

*Free with purchase of YarnPack (\$29)\*\**



## Stuffed Mittens

Keeping your hands warm keeps the rest of you feeling warm too! These stuffed mittens are super insulating whether you are out for a snowy stroll or working out with the shovel. Learn how to add tufts of roving to the mitten to make super warm lining, shaping the mitten gusset, avoiding holes at the thumb, and Kitchener bind-off at the tip.

*Saturdays, Jan 28 and Feb 4, 1-4*

*Free with purchase of YarnPack (\$24.95)\*\**



## Craftsy Meetup

Have you joined the online educational community of Craftsy? Lets gather and get to know one another. Bring your class project and share.

*Thursday, Jan 26 5:30-6pm*



## Mosaic Basics

Making intricate colorwork easy, the mosaic stitch looks suspiciously like Fair Isle, yet is only one color per row. Including a multi-color yarn as one of your color choices increases the appearance of complexity. Tara will teach you the basic mosaic techniques to get you on the way to knitting the cowl or mittlets/mittens on display.

*Saturday, Feb 18, 1-4*



### \*\*What are YarnPacks?

A service we provide packaging the pattern, notions and yarn together for you to use for your project. There is usually a choice of color, but not always.

*Class Fee: \$15*

## Ravelry

What is it? How do I use it? Why would I want to use it? How does the "In-Store Pattern Service" work?

*Saturday, Feb 25 1-4*

*Free, bring your own laptop or tablet if available.*



## Superbowl Sunday

This popular get-together gives you a chance to knit, visit, and eat with others from around the area. Bring something to snack on, we provide sloppy joes and drinks. Earn a % off your purchase when you pick a discount football at the check-out counter. Bring hats to drop off for our Caps for Kids collection.

*Sunday, Feb 5, 1-5pm*



## Fix It

Twisted stitches, holes, split stitches, missed stitches, frogging or tinkering. We'll provide the mistakes so you can learn how to fix them. Free Fix-It/Seed Stitcher tool with class.

*Saturday, Feb 11, 1-4*

*Class Fee: \$15*



## EOM Book Club

(3rd Monday 6:30-8:30)

Cat Bordhi's Visionary Retreat has resulted in some wonderful books being printed.

These books are full of tips, techniques, and patterns that we barely glance at. Lets take

some time to pour over the books, gather together and share what we've learned, and plan some new projects. Best of all, we're supporting independent designers so then can continue inspiring us with new works! Please place your order for the upcoming books early as they are sometime in high demand!

Feb 20 - Portuguese Style of Knitting

April 16 - Charts Made Simple

June 18 - Seven Things that an "Make or Break" A Sweater

*Aug 20, Oct 15 - TBD*




## Entrelec Envelope Purse

Resembling basketweave in structure, entrelec is actually knit on the bias with squares interlocking as if woven through. Learn tricks and techniques to make picking up easier as well as knitting back backwards instead of purling. The techniques learned can be enlarged for kindle cover, laptop bag or even a purse.

*Saturday, March 17, 1-4*

*Class Fee: \$15 plus supplies*



## Mobius Scarf

Cat Bordhi's ingenious mobius caston makes knitting this never-ending circle a fun project. Using your choice of yarn, this project can be a fashion accessory or scarf for warmth.

*Saturday, March 24, 1-4*

*Class Fee: \$15 plus supplies*




## Hand-dyed Yarn Techniques

Knitting with hand-dyed yarn can result in pooling and ugly color combinations. Learn techniques to help you identify the method used for dyeing the yarn, and stitch patterns and techniques to help control the movement of color on your project.

*Saturday, March 31, 1-4*

*Class Fee: \$15 or free with purchase of Lorna Miser's The Knitter's Guide to Hand-Dyed and Variegated yarn book.*



## Lace Bordered Shawl

A shawl warms your shoulders and makes a beautiful fashion statement. Learn to work a lace border, pick up stitches along the edge and fill in with short row shaping for the shawl shape. If you know how to knit and purl, yarnover and k2tog, you can learn these shawl techniques.

*Saturday, April 14 and 28, 1-4*

*Free with purchase of YarnPack (\$34)\*\**




## Nubbins Trim

This trim can knit along the side of a basic scarf to provide visual interest, use in a multi-directional manner, or even use to make flowers.

*Saturday, April 21, 1-4*

*Class Fee: \$15 plus supplies*



## Superwash Sunday Yarn Tasting

Yarn Tastings are a popular event at the store, giving you a chance to try new yarns, have some fun, and give us your opinion. We change the theme up from year to year, this year's focus being on Superwash yarns. We'll provide the yarns, afternoon tea and inspiration, you bring your needles.

*Sunday, April 22, 1-4*

*Event Fee: \$30*

## Yarn Weights & Substitutions

What do those numbers in the little yarn balls on the ballband mean? What if there is no number? How do I know what yarn is suitable for the pattern I printed off that website? Can I use cotton instead of wool? Questions we address frequently. Here's a chance to gather all that information in one place and understand more about the yarn you buy and the patterns you choose.

*Saturday, May 12, 1-4*

*Class Fee: \$15, bring some patterns and/or yarn you would like to know more about.*

## Care & Feeding of your Knits

I've knit it, now how do I wash it? What does "Hand Wash" really mean? How can I know if its wool and machine washable? How should I store my hand knits so they last? What if there are little holes? Learn how to identify the yarn, the best way to care for your knits, and how to store them.

*Saturday, May 19, 1-4*

*Class Fee: \$15*

## Edges Examined

What happens if you slip the first stitch of each row? Is it better to slip as to knit or purl, yarn in front or back? How do I decide when to change a pattern to use a slipped selvedge edge? Evaluate your options and when to apply them.

*Saturday, June 16, 1-4*

*Class Fee: \$15*

## Coming Soon:

**Yarn Harlot Class**, May 9 or May 10

**3 Month Yarn Club**, June/July/August, 1st Thursday

**Sitches Midwest**, August 10-12

**Machine Knitters Getaway**, October 13-14

**Socks Revisited: Two at a time toe up revised**

**Stuffed Slippers**

**Fair Isle**

**Cables**

**Linen Bag**

**Berry Tam (Entrelac)**

**Ongoing:**

**Tangled Tatters** -- meets the 1st Monday of the month at 6:30.

Learn to tat, show and tell, learn new techniques, or just tat!

**Knit Happy Club** -- meets the 1st Tuesday 2-4, Thursday 6-8 or Saturday 10-12 of the month. Learn a new technique, fellowship with others, and have a snack. This nine-month club is in progress, but you can still sign-up.

**Lace KAL** -- Meets Tuesday afternoons from 2-4 (except the 1st Tuesday). Bring any lace project and spend some time working on it. This is the quietest knitting group I know!

**UFO Night** -- 3rd Friday of the month. The theme is always "Unfinished" projects, but we spice it up every once in a while with some fun themes thrown in.

**Sweater Night** -- a chance to learn techniques necessary to complete your sweater, from yarn and pattern selection, to adjusting for fit, to changing techniques for easier/better seaming and finishing. Free with any sweater purchase in the store. This is a group session, everyone learns from everyone else. If you desire one-on-one time, please call to make an appointment.

**Quarterly Machine Knitters Mtg** - (2nd Saturday 10-12)

Do you own a knitting machine? Would you like to garner inspiration from other machine knitters? Learn something new?

March 10, June 9, September 8, December 8